

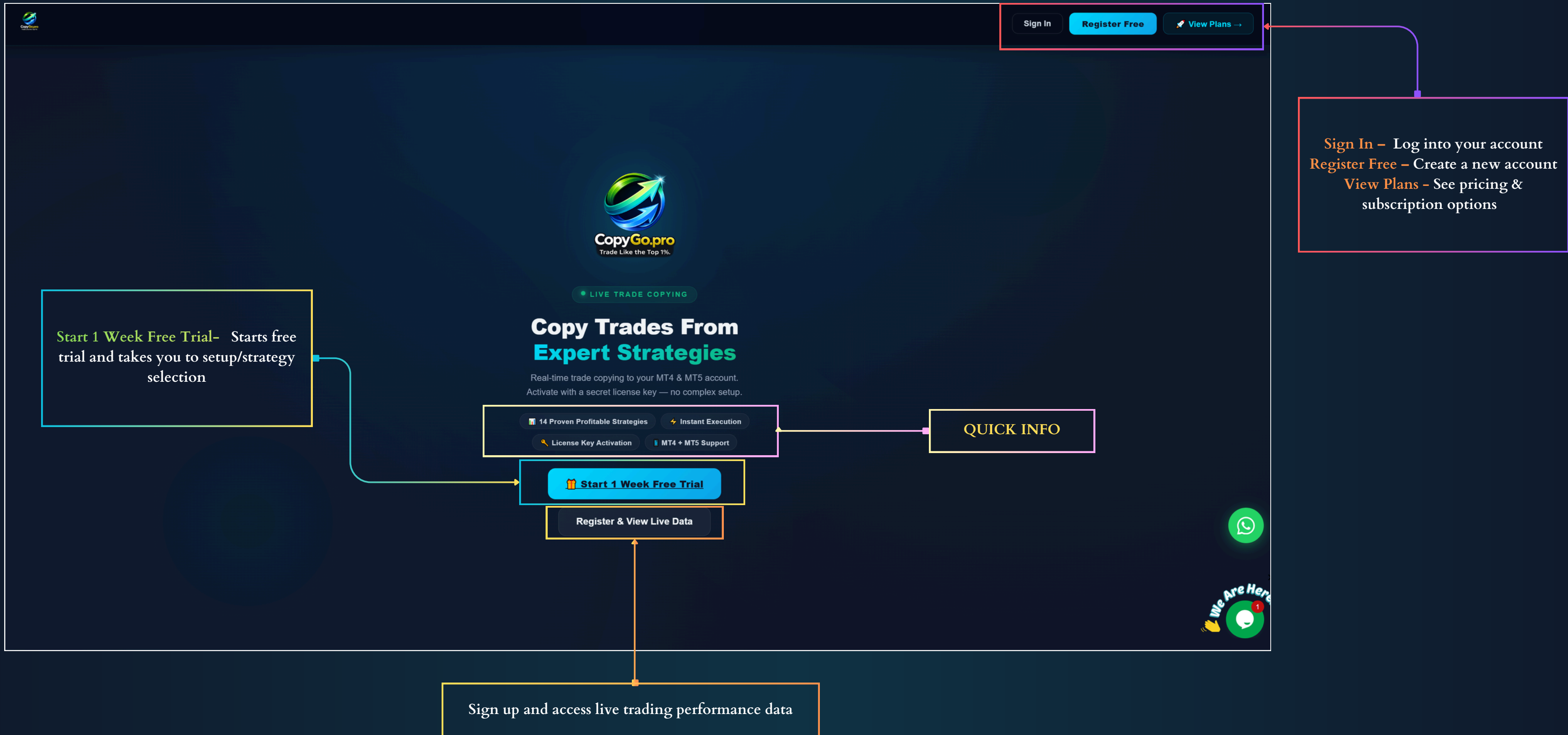


**CopyGo.pro**

Trade Like the Top 1%.

# QUICK INTRODUCTION:

"Welcome to CopyGo Pro — the easiest way to copy trades from expert strategies directly into your MT4 or MT5 account."



# MULTIPLE OPTIONS TO SELECT THE STRATEGY

Sign In Register Free View Plans →

## Live Strategy Performance

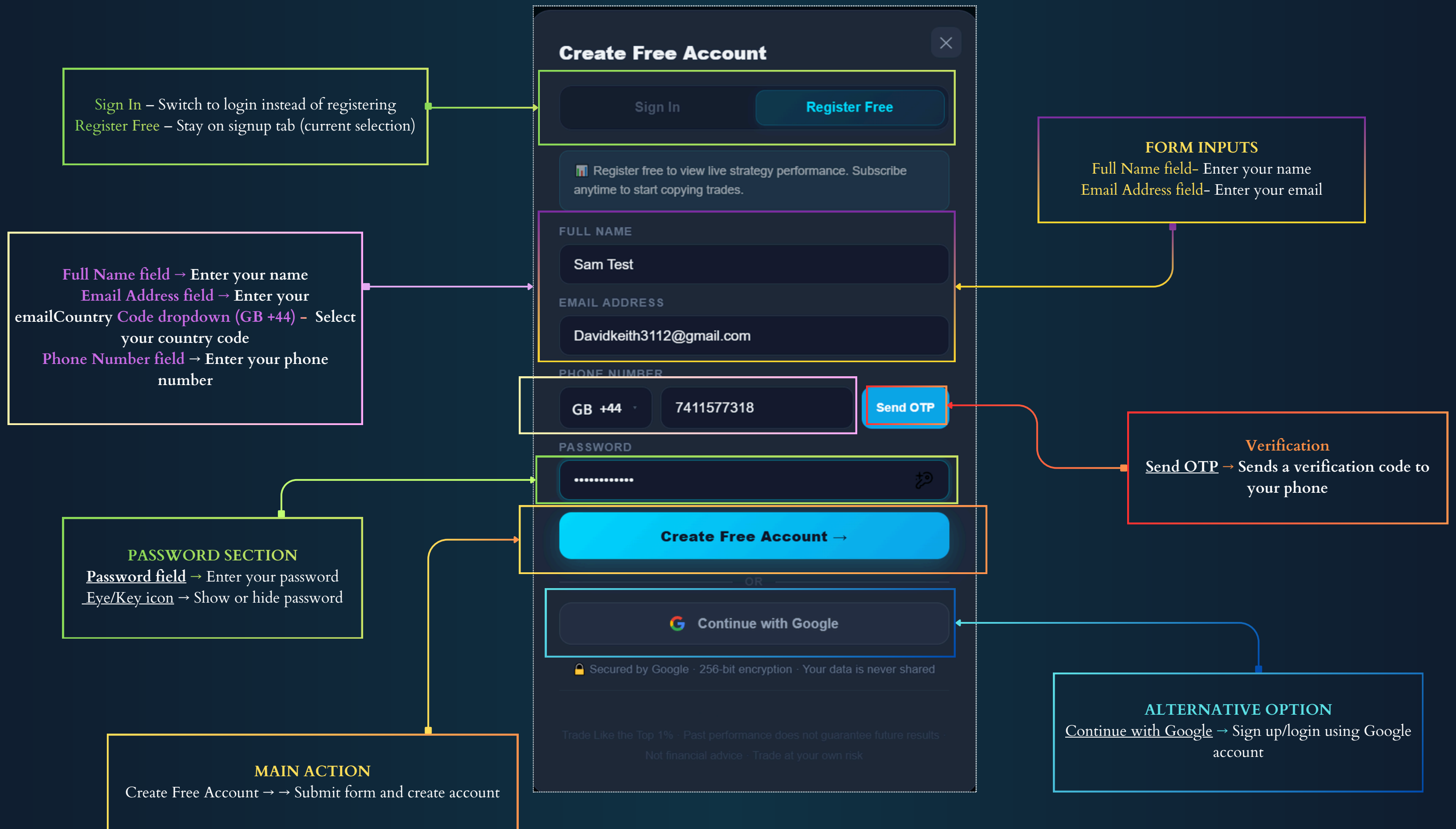
Real-time data from our master terminals — updated every 2 seconds

Strategy Name	Equity	Float P/L	Positions	Today P/L
AiCompounding-v1	\$26,567.48	+\$0.00	0	+\$0.00
AiCompounding-v2	\$10,107.64	+\$0.00	0	+\$75.17
AiCompounding-v3	\$108,638.50	+\$0.00	0	+\$85.79
AiHedgeGrid	\$140,039.60	-\$0.60	2	+\$75.60
AiPerceptron	\$46,418.79	+\$0.00	0	+\$189.89
Auron	\$114,573.00	-\$1.10	1	+\$2,246.80
BabyAiCompounding	\$11,569.00	-\$10.03	2	+\$276.86
CalendarSignals	\$121,265.17	+\$792.80	1	+\$1,024.24
DualGenComp	\$100,248.57	-\$6.05	3	+\$127.54
DualHedge	\$102,623.34	-\$33.19	4	+\$366.22
EURUSD-GBPUSD-v1	\$18,228.88	-\$93.73	9	+\$3.32
EURUSD-v2	\$82,046.15	-\$182.05	9	+\$0.00
EURUSD-v3	\$21,374.19	-\$1.89	4	+\$14.99
XAUUSDPro	\$16,123.40	+\$0.00	0	+\$103.50

MENTIONED WITH PROFIT/LOSS CAPITAL OPEN/CLOSE POSITIONS

We Are Here

# REGISTER YOUR ACCOUNT



# QUICK GUIDE TO YOUR TRADING DASHBOARD

## ACCOUNT NUMBER

Your trading account ID.

## COMPANY LABEL

Shows your broker/provider

## EQUITY / BALANCE

Equity = current account value including open trades  
Balance = amount without open trade profit/loss

## Strategy Rows

## STATUS LABELS

**NO LICENSE** - You haven't subscribed to this strategy yet.  
**IDLE** - Strategy is available but not running.

## METRICS

- Pos = Number of open positions
- Lots = Total trade size
- P/L = Profit or Loss (currently \$0.00 for all)

**MY ACCOUNTS**

⚠ All our strategy master accounts trade with 0.01 starting lot for minimum risk. When selecting your multiplier, do so with caution — it scales lot sizes proportionally and directly affects your risk exposure.

Account ID	Company Label	Equity	Balance	Multiplier
433458114	Exness Technologies Ltd	\$100,426.09	\$100,426.09	MULTIPLIER 1.00x

Strategy Name	Status	Pos	Lots	P/L	Actions
AiCompounding-v1	NO LICENSE	0	0.00	+\$0.00	START STOP CLOSE SUBSCRIBE
AiCompounding-v2	NO LICENSE	0	0.00	+\$0.00	START STOP CLOSE SUBSCRIBE
AiCompounding-v3	NO LICENSE	0	0.00	+\$0.00	START STOP CLOSE SUBSCRIBE
AiHedgeGrid	NO LICENSE	0	0.00	+\$0.00	START STOP CLOSE SUBSCRIBE
AiPerceptron	NO LICENSE	0	0.00	+\$0.00	START STOP CLOSE SUBSCRIBE
Auron	NO LICENSE	0	0.00	+\$0.00	START STOP CLOSE SUBSCRIBE
BabyAiCompounding	NO LICENSE	0	0.00	+\$0.00	START STOP CLOSE SUBSCRIBE
CalendarSignals	NO LICENSE	0	0.00	+\$0.00	START STOP CLOSE SUBSCRIBE
DualGenComp	NO LICENSE	0	0.00	+\$0.00	START STOP CLOSE SUBSCRIBE
DualHedge	IDLE	0	0.00	+\$0.00	START STOP CLOSE SUBSCRIBE
EURUSD-GBPUUSD-v1	NO LICENSE	0	0.00	+\$0.00	START STOP CLOSE SUBSCRIBE
EURUSD-v2	NO LICENSE	0	0.00	+\$0.00	START STOP CLOSE SUBSCRIBE
EURUSD-v3	NO LICENSE	0	0.00	+\$0.00	START STOP CLOSE SUBSCRIBE
XAUUSDPro	NO LICENSE	0	0.00	+\$0.00	START STOP CLOSE SUBSCRIBE

## MULTIPLIER

Adjusts trade size scaling.  
→ Higher = bigger trades = higher risk

## ACTION BUTTONS

### START

- Starts the strategy/bot
- It will begin opening trades automatically

### STOP

- Pauses the bot
- Stops opening new trades (existing trades may still run)

### CLOSE

- Closes all active trades immediately
- Use carefully (can lock in profit or loss)

## SUBSCRIBE Button

Unlocks the strategy (since most show “NO LICENSE”)  
→ Required before you can run those bots

## SUBSCRIBED STRATEGY PANNEL

**Start** – Begin copying trades for that strategy

**Stop** – Pause that strategy

**Close** – Close trades from that strategy

**Subscribe** – Activate/buy that strategy (if no license)

# CHOOSE YOUR PLAN

**Dashboard** – Takes you back to your main account overview.  
**Logout** – Signs you out of your account.

## STEP NAVIGATION (PROGRESS BAR)

**Strategies (1)** – Current step where you pick trading strategies.  
**Validity (2)** – Choose how long you want the subscription.  
**Details (3)** – Enter account/setup details.  
**Payment (4)** – Complete payment.

**STRATEGY SECTION:**  
**Select All** – Selects all available strategies at once listed with service price.

**EACH STRATEGY ROW:**  
**Toggle (circle button)** – Select/deselect that strategy.  
**Dropdown arrow (▼)** – Opens more details/settings for that strategy.

The screenshot shows the 'Copy Trades From Expert Strategies' interface. At the top, there are navigation links for 'Dashboard' and 'Logout'. The main heading is 'Copy Trades From Expert Strategies' with a sub-heading 'Activate with a secret license key. Positions copied to your MT4 or MT5 account in real-time – no complicated setup needed.' Below this, there are four tabs: '14 Live Strategies', 'Instant Trade Execution', 'MT4 + MT5 Support', and '24/7 Auto Copying'. A progress bar at the top indicates four steps: '1 Strategies', '2 Validity', '3 Details', and '4 Payment'. A '1 Week Free Trial – No Payment Required!' banner is present. The 'Choose Your Strategies' section shows 'Selected: 0 of 14' and a 'Select All' button. A list of strategies is displayed, each with a toggle button and a dropdown arrow. The strategies include: Baby AI Compounding (\$1000/mo), Calendar Signals (\$1000/mo), Dual Hedge (\$3000/mo), DualGen Compounding (\$1000/mo), EURUSD Dual Hedge v1 (\$150/mo), EURUSD Dual Hedge v2 (\$150/mo), and EURUSD Dual Hedge v3 (\$150/mo). A 'PROMO CODE' section is visible on the right, with a '1WEEKPROMO' code and an 'Apply' button.

The screenshot shows the 'Validity' step of the subscription process. It features a list of strategies with their respective prices and minimum account requirements. The strategies include: Dual Hedge (\$3000/mo), DualGen Compounding (\$1000/mo), EURUSD Dual Hedge v1 (\$150/mo), EURUSD Dual Hedge v2 (\$150/mo), EURUSD Dual Hedge v3 (\$150/mo), AI Perceptron (\$3000/mo), XAUUSD Pro (\$1500/mo), AI Hedge Grid (\$1500/mo), AI Compounding v1 (\$1500/mo), AI Compounding v2 (\$1500/mo), AI Compounding v3 (\$1500/mo), and Auron (\$3000/mo). A 'PROMO CODE' section is highlighted, showing a '1WEEKPROMO' code and an 'Apply' button. Below the list, there is a warning icon and text: 'All our strategy master accounts trade with a starting lot size of 0.01. When you set your multiplier in the dashboard, it scales relative to this lot size. A multiplier of 1x = 0.01 lots, 2x = 0.02 lots, and so on. Please select your multiplier carefully based on your account balance and risk tolerance.' A 'Continue' button is at the bottom.

**ORDER SUMMARY**  
No direct buttons here except promo actions – it updates automatically based on your selections.

**PROMO / TRIAL**  
**Apply** (next to “1WEEKPROMO”) – Applies the free trial promo code.  
**Enter Code + Apply** – Type a custom promo code and apply it.

# SELECT VALIDITY PERIOD

## STEP NAVIGATION (PROGRESS BAR)

- Strategies (1) – Current step where you pick trading strategies.
- Validity (2) – Choose how long you want the subscription.
- Details (3) – Enter account/setup details.
- Payment (4) – Complete payment.

COPYGO PRO – TRADE LIKE THE TOP 1%

## Copy Trades From Expert Strategies

Activate with a secret license key. Positions copied to your MT4 or MT5 account in real-time – no complicated setup needed.

14 Live Strategies Instant Trade Execution MT4 + MT5 Support 24/7 Auto Copying

1 Strategies 2 Validity 3 Details 4 Payment

**1 Week Free Trial – No Payment Required!**  
Select your strategies, choose "1 Week Free Trial" as duration, and start copying trades immediately. No credit card needed.

STEP 2 OF 4

### Select Validity Period

<b>FREE TRIAL</b> 1 Week 100% FREE	<b>PAID TRIAL</b> 1 Month \$1000/mo	<b>COMING SOON</b> 3 Months Available Soon	<b>COMING SOON</b> 6 Months Available Soon	<b>COMING SOON</b> 1 Year Available Soon
--	---	--	--	--

← Back Continue →

**ORDER SUMMARY**

Baby AI Compounding	\$1000
Period	1 Week
Validity Discount (100%)	-\$250.00
<b>Total Due</b>	<b>FREE</b>

You save \$250.00 (100% off) vs. monthly rate

- ✓ One universal EA for all strategies
- ✓ Works on MT4 and MT5
- ✓ Instant activation via secret key
- ✓ Dashboard access included
- ✓ Remote revoke and extend

**PROMO CODE**

Free 1 Week Trial  
1WEEKPROMO Apply

1WEEKPROMO X

✓ Promo code "1WEEKPROMO" applied!

1 Week Free Trial activated – select up to 2 accounts in Step 3

**ORDER SUMMARY**  
it updates automatically based on what you select.

**PROMO CODE SECTION**  
Apply (next to "1WEEKPROMO") – Activates the preset free trial code.  
Apply (after entering code) – Applies a custom promo code.  
X (remove button) – Removes the applied promo code.

**VALIDITY OPTIONS**  
1 Week (100% FREE) – Selects the free trial plan.  
1 Month (\$1000/mo) – Selects a paid monthly plan.  
3 Months / 6 Months / 1 Year (Coming Soon) – Not clickable yet (future options).

**NAVIGATION BUTTONS**  
← Back – Returns to the previous step (Strategies).  
Continue → – Moves you to the next step (Details).

# ADD DETAILS AND ACCOUNT NUMBER FOR ACTIVATION

## STEP NAVIGATION (PROGRESS BAR)

Strategies (1) – Current step where you pick trading strategies.  
Validity (2) – Choose how long you want the subscription.  
Details (3) – Enter account/setup details.  
Payment (4) – Complete payment.

## FORM FIELDS

Full Name – Enter or edit your name.  
Email Address – Your account email (usually pre-filled).  
MT4/MT5 Account Number field – Enter your trading account number.  
Number selector (▲▼) – Adjust/select account entry (if multiple).  
+ Add another account – Add a second trading account (free trial allows up to 2).  
Phone Number field – Enter or edit your phone number.

## NAVIGATION BUTTONS

← Back – Returns to the previous step (Validity).  
Continue to Payment → – Moves you to the final payment step.

### Copy Trades From Expert Strategies

Activate with a secret license key. Positions copied to your MT4 or MT5 account in real-time — no complicated setup needed.

14 Live Strategies Instant Trade Execution MT4 + MT5 Support 24/7 Auto Copying

1 Strategies 2 Validity 3 Details 4 Payment

**1 Week Free Trial — No Payment Required!**  
Select your strategies, choose "1 Week Free Trial" as duration, and start copying trades immediately. No credit card needed.

STEP 3 OF 4

#### Your Details

✓ Signed in as davidkeith3112@gmail.com — only your MT account# is needed.

⚠ Please enter correct details in all fields.  
This information will be verified if you ever need to recover or retrieve your lost secret keys.

FULL NAME	EMAIL ADDRESS
DAVID KEITH	davidkeith3112@gmail.com

MT4 / MT5 ACCOUNT NUMBER(S) — ADD UP TO 2 ACCOUNTS (FREE TRIAL)

1	e.g. 61500919
---	---------------

+ Add another account

License keys are locked to each account number. Each account = 1 license. 1 EA file works for all accounts.

PHONE NUMBER

	780	
--	-----	--

✓ Phone already verified

← Back Continue to Payment →

#### ORDER SUMMARY

Baby AI Compounding	\$1000
Period	1 Week
Validity Discount (100%)	-\$250.00
<b>Total Due</b>	<b>FREE</b>

You save \$250.00 (100% off) vs. monthly rate

- ✓ One universal EA for all strategies
- ✓ Works on MT4 and MT5
- ✓ Instant activation via secret key
- ✓ Dashboard access included
- ✓ Remote revoke and extend

#### PROMO CODE

Free 1 Week Trial  
**1WEEKPROMO** Apply

**1WEEKPROMO** X

✓ Promo code "1WEEKPROMO" applied!

1 Week Free Trial activated — select up to 2 accounts in Step 3

## ORDER SUMMARY

it updates automatically based on what you select.

## PROMO CODE SECTION

Apply (next to "1WEEKPROMO") – Activates the preset free trial code.  
Apply (after entering code) – Applies a custom promo code.  
X (remove button) – Removes the applied promo code.

# QUICK GUIDE FOR PROMO AND PAYMENT

## STEP NAVIGATION (PROGRESS BAR)

- Strategies (1) – Current step where you pick trading strategies.
- Validity (2) – Choose how long you want the subscription.
- Details (3) – Enter account/setup details.
- Payment (4) – Complete payment.

## BACK TO DETAILS

Go back to previous step

## CLICK TO COPY CODE

Copies promo code (1WEEKPROMO)

Promo Code Input Box – Paste or type the code  
Activate → – Starts the free trial

## Copy Trades From Expert Strategies

Activate with a secret license key. Positions copied to your MT4 or MT5 account in real-time — no complicated setup needed.

14 Live Strategies Instant Trade Execution MT4 + MT5 Support 24/7 Auto Copying

1 Strategies 2 Validity 3 Details 4 Payment

### 1 Week Free Trial — No Payment Required!

Select your strategies, choose "1 Week Free Trial" as duration, and start copying trades immediately. No credit card needed.

STEP 4 OF 4

### Activate Free Trial

← Back to Details



### Activate Your Free Trial

Enter your promo code below to activate your 1 Week Free Trial instantly. Your license keys will be sent to your email automatically.

USE THIS PROMO CODE

1WEEKPROMO

Click to Copy Code

1WEEKPROMO

Activate →

✓ No payment required · ✓ Keys sent instantly · ✓ No credit card

## ORDER SUMMARY

it updates automatically based on what you select.

ORDER SUMMARY

Baby AI Compounding \$1000

Period 1 Week

Validity Discount (100%) -\$250.00

Total Due FREE

You save \$250.00 (100% off) vs. monthly rate

- ✓ One universal EA for all strategies
- ✓ Works on MT4 and MT5
- ✓ Instant activation via secret key
- ✓ Dashboard access included
- ✓ Remote revoke and extend

### PROMO CODE

Free 1 Week Trial  
1WEEKPROMO

1WEEKPROMO

✓ Promo code "1WEEKPROMO" applied!

1 Week Free Trial activated — select up to 2 accounts in Step 3

## INFO/BADGES

Live Strategies / Instant / MT4+MT5 / 24/7  
– Feature highlights (not clickable actions)

## PROMO CODE SECTION

Apply (next to "1WEEKPROMO") – Activates the preset free trial code.  
Apply (after entering code) – Applies a custom promo code.  
X (remove button) – Removes the applied promo code.

# INSTANT MAIL RECEIVE ON REGISTERED MAIL ID

The screenshot shows an email notification from CopyGo Pro. At the top, it says "Your License Keys Are Ready!" with a logo and the tagline "CopyGo Pro — Trade Like the Top 1%". Below this is a button labeled "COPYGO.PRO". The main body of the email addresses "DAVID KEITH" and states that the payment has been confirmed and provides license keys for MT4 and MT5 accounts. The license keys are listed in a table with columns for Strategy, License Key, Order ID, MT Account(s), and Validity. Below the table, there are download buttons for MetaTrader 5 (MT5) and MetaTrader 4 (MT4) EA files, each with a "Download" button and a "Google Drive" link. At the bottom, there is a "QUICK SETUP (5 MINUTES)" section with a list of instructions: 1. Download the EA file using the button above; 2. Copy the .ex5 file to your MT5 Experts folder; 3. In MT5: Tools → Options → Expert Advisors → Allow WebRequest; 4. Add this URL: <https://copygo-pro-default-rtdb.europe-west1.firebaseio.com>; 5. Attach the EA to any chart and paste your license key when prompted. At the very bottom, there is a green bar with a button labeled "Open Dashboard →" and the text "Monitor your trades in real time".

**Your License Keys Are Ready!**  
CopyGo Pro — Trade Like the Top 1%  
COPYGO.PRO

Hi **DAVID KEITH**,

Your payment has been confirmed. Below are your license keys — keep them safe. Each key is locked to its specific MT4/MT5 account number.

STRATEGY	LICENSE KEY
DualHedge	CG-D6VF-WWA-5XHV

ORDER ID: ORD-1776167409414  
MT ACCOUNT(S): 433458114  
VALIDITY: 1 Month

**DOWNLOAD COPYGO PRO EA**

**MetaTrader 5 (MT5)**  
1ea\_CopyGoPro\_Receiver.ex5 [Download] [Google Drive]

**MetaTrader 4 (MT4)**  
1ea\_CopyGoPro\_Receiver.ex4 [Download] [Google Drive]

**QUICK SETUP (5 MINUTES)**

1. Download the EA file using the button above
2. Copy the .ex5 file to your MT5 Experts folder
3. In MT5: Tools → Options → Expert Advisors → Allow WebRequest
4. Add this URL:  
<https://copygo-pro-default-rtdb.europe-west1.firebaseio.com>
5. Attach the EA to any chart and paste your license key when prompted

Monitor your trades in real time  
**Open Dashboard →**

## IN SHORT:

License key = your access pass → tied to one account + one strategy + limited time.

### LICENSE KEY

You'll receive your license keys — one key per strategy per account.  
include (Strategy, Order ID, MT Account, Validity.)

### DOWNLOAD SECTION

The email also contains your MT5 and MT4 download buttons for the CopyGo Pro EA file.

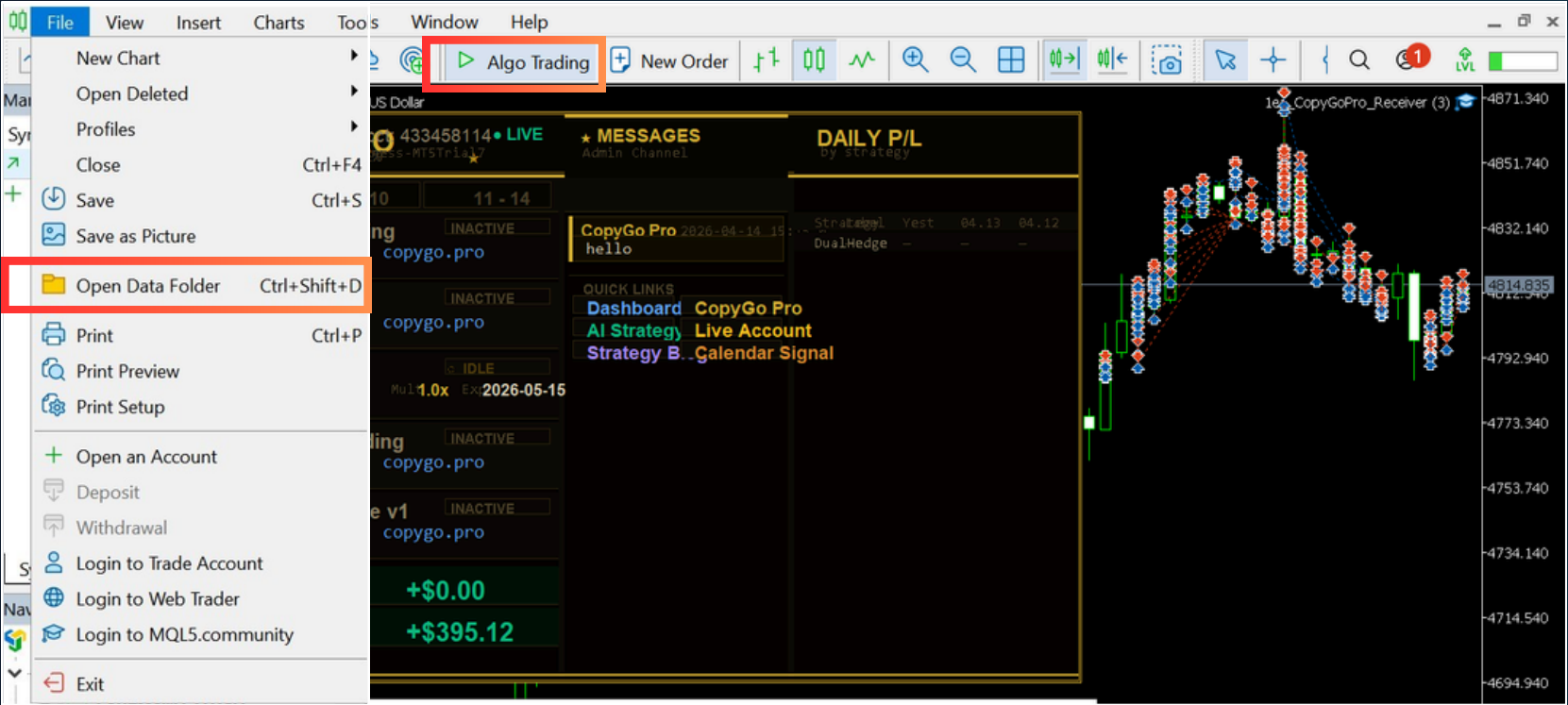
Include (MT4/5 file & Google drive.)  
Download the EA file for your platform — MT5 or MT4."

### OPEN DASHBOARD

Opens your trading dashboard to monitor trades in real time

# SETUP METATRADER

- OPEN YOUR MT4/5 TO SETUP YOUR FILE



### STEP: 1

Enable Algo Trading: Make sure Allow Automated Trading is checked.

Install the EA File: "Open your MetaTrader Data Folder — go to File → Open Data Folder"



### STEP: 2 DATA FOLDER

Name	Date modified	Type	Size
bases	14-04-2026 11:49	File folder	
config	16-04-2026 10:25	File folder	
logs	15-04-2026 07:48	File folder	
MQL5	07-03-2024 16:00	File folder	
profiles	07-03-2024 16:00	File folder	
temp	13-03-2024 09:45	File folder	
Tester	28-06-2024 06:44	File folder	
origin.txt	07-03-2024 16:00	Text Document	1 KB

### STEP: 3

Navigate to MQL5 → Experts for MT5, or MQL4 → Experts for MT4.

Name	Date modified	Type	Size
Experts	15-04-2026 10:09	File folder	
Files	07-03-2024 16:00	File folder	
Images	07-03-2024 16:00	File folder	
Include	07-03-2024 16:00	File folder	
Indicators	02-04-2024 15:04	File folder	
Libraries	24-07-2025 11:50	File folder	
Logs	15-04-2026 09:54	File folder	
Presets	07-03-2024 16:00	File folder	
Profiles	27-11-2025 11:44	File folder	
Scripts	07-03-2024 16:00	File folder	
Services	07-03-2024 16:00	File folder	
experts.dat	14-04-2026 11:43	FormatPlayer (dat)	76 KB

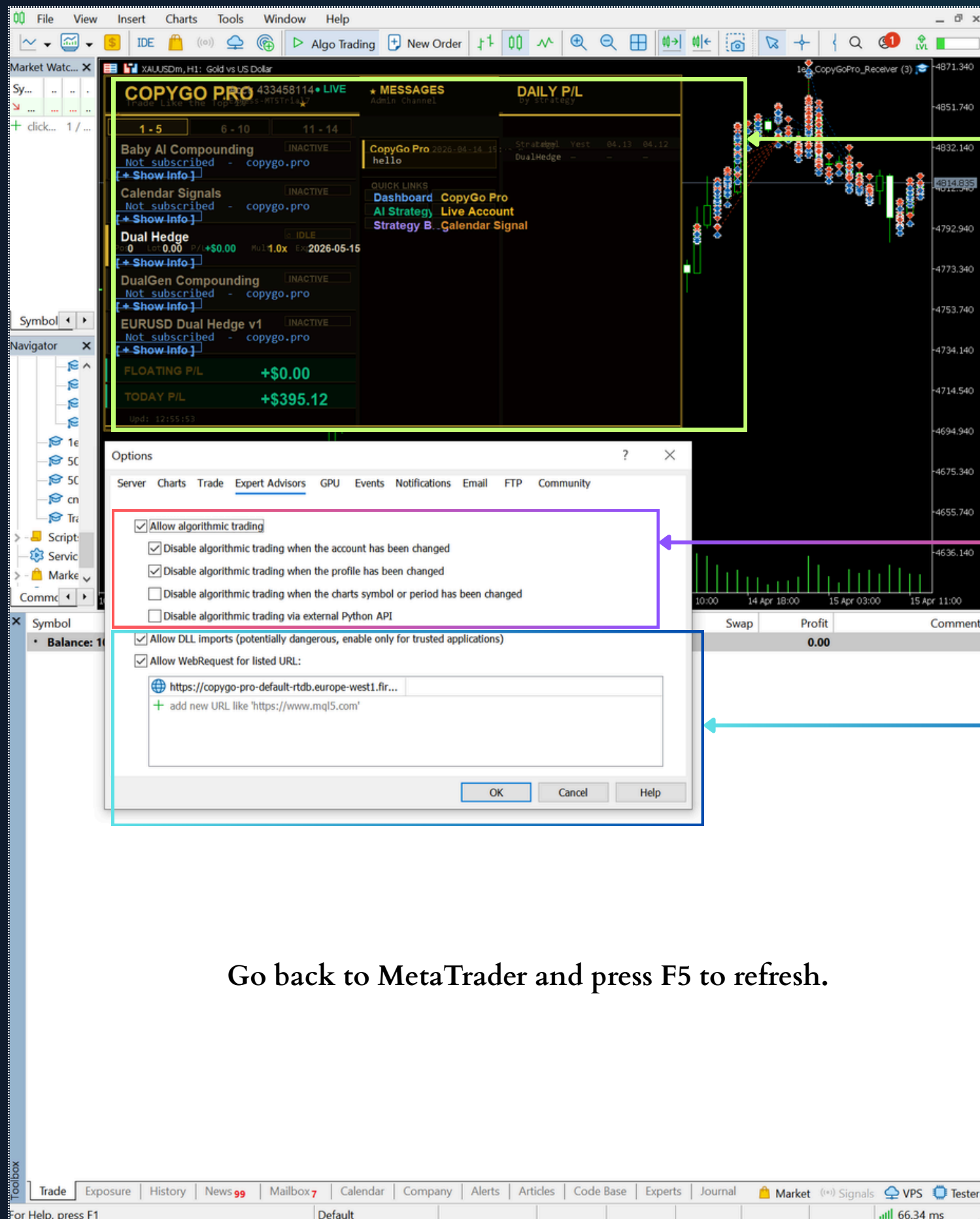
### STEP: 4 — INSTALL THE EA FILE

Copy the downloaded EA file into this folder.

Name	Date modified	Type	Size
Advisors	07-03-2024 16:00	File folder	
Examples	07-03-2024 16:00	File folder	
Free Robots	13-03-2024 09:45	File folder	
1ea_CopyGoPro_Receiver (3).ex5	15-04-2026 10:09	MQL5 Program	143 KB
5047639465_CopyGo_Receiver_ADAPTE...	09-03-2026 10:45	MQL5 Program	63 KB
5047639465_CopyGo_Receiver_v2.ex5	19-03-2026 13:36	MQL5 Program	66 KB
cm-ea-manual-grid (3) (5) (2).ex5	03-01-2024 07:31	MQL5 Program	76 KB
TradePanel with avg.ex5	01-07-2024 14:33	MQL5 Program	103 KB

Add receiver EA to MQL5/Experts Folder and attach to respective chart of the strategy (XAUUSD/GOLD)

# ATTACH EA AND WEB REQUEST URL



## ATTACH THE EA TO A CHART

"Open any chart — it doesn't matter which symbol. The EA will automatically find the correct trading symbols for your strategies.  
Drag the EA from the Navigator onto the chart, or double-click it."

## EXPERT ADVISORS SETTINGS (POPUP)

Allow algorithmic trading – Enables EA (bot) to trade automatically  
Disable algo trading when account changed – Stops EA if you switch accounts  
Disable when profile changed – Stops EA if profile/layout changes  
Disable when chart symbol/period changed – Stops EA if you change pair/timeframe  
Disable with external Python API – Stops EA if external Python is used

## PERMISSIONS

Allow DLL imports – Lets EA use external files (needed for some bots – risky if untrusted)  
Allow WebRequest for listed URL – Lets EA connect to internet (IMPORTANT for CopyGo)

## ENTER YOUR LICENSE KEYS

URL list field – Add required link (your CopyGo URL is already added)  
Add new URL line – Add more URLs if needed and click OK to – Save settings

Go back to MetaTrader and press F5 to refresh.

## IN SHORT:

Turn ON Algo Trading, + allow WebRequest & DLL → press OK → EA starts working.

# VERIFY AND START COPYING

The screenshot displays the CopyGo.pro dashboard. At the top, there are summary statistics: Floating P/L (+\$0.00), Closed P/L (+\$401.12), Open Lots (0.00), Closed Trades (127), and Closed Lots (2.18). A user profile for David Keith is visible with a 'My Licenses' button and a 'Logout' button. Below this is a 'MY ACCOUNTS' section with a warning about starting lot sizes. A list of strategies is shown, including 'DualHedge' which is highlighted with a green box. A 'MULTIPLIER 1.00x' button is also highlighted with an orange box. At the bottom right, there are social media icons for WhatsApp and Telegram.

**ACCOUNT CONTROL**  
Start All – Start all strategies for that account  
Stop All – Pause all strategies  
Close All – Close all running trades

My Licenses – Click the key icon to see all your license keys, expiry dates, and days remaining  
Logout – Sign out of account  
Bell icon – Notifications

**MULTIPLIER**  
1.00x – Controls lot size (risk level).  
Higher = bigger trades (more risk)  
Lower = smaller trades

**SUBSCRIBED STRATEGY PANNEL**  
Start – Begin copying trades for that strategy  
Stop – Pause that strategy  
Close – Close trades from that strategy  
Subscribe – Activate/buy that strategy (if no license)

**IN SHORT: SUBSCRIBE → START → MONITOR → STOP/CLOSE WHEN NEEDED.**

# 14 STRATEGIES AND ACCOUNT NUMBER ADDING GUIDE

## ACCOUNT INPUTS

Numbered fields (1, 2, 3...)

Enter your MT4/MT5 account numbers.

(red X next to each field)

Removes that specific account entry.

+ Add another account

Adds a new input field for another account.

## PHONE SECTION

Country code dropdown (e.g., IN +91)

Change your country code.

Phone field

Enter/edit your number.

NAVIGATION BUTTONS

← Back

Go to the previous step.

Continue to Payment →

Move to the payment step.

## ORDER SUMMARY

it updates automatically based on what you select.

Bundle Deal (50% off)

Indicates discount applied (usually auto-applied, not clickable).

## PROMO CODE SECTION

Apply (next to "1WEEKPROMO") – Activates the preset free trial code.

Apply (after entering code) – Applies a custom promo code.

X (remove button) – Removes the applied promo code.



**CopyGo.pro**

Trade Like the Top 1%.

**GET IN TOUCH WITH US**



+44 7418 372509



[t.me/copygo\\_pro](https://t.me/copygo_pro)